


Carports



Carports (CP)

CARD NO.	CONSTRUCION TYPE	MODULE DIRECTION	MODULE LAYOUT	NUMBER OF SUPPORTS	PV MODULE SIZE (MAX)	NUMBER OF PV MODULES	PAGE
01	Universal (US)	South (S)	Vertical (V)	4	W=1200	3×3	3
02	Universal (US)	South (S)	Vertical (V)	4	W=1200	3×5 / 3×6	6
03	Individual (I)	South (S)	Vertical (V)	4		customized	9
04	Individual (I)	South (S)	Vertical (V)	4		customized	12

[Find a representative →](#)

[Legal note →](#)



Individual structures are made for an individual order with 4 week production period.
 Universal structures are currently in stock and available on hand.



01 Single space carport

CP1-US-S/V/4/3x3/MAX-WIDTH1200

TYPE	MODULE DIRECTION	MODULE LAYOUT	SUPPORTS NO.	NO. / WIDTH (MAX) OF PV MODULES
Universal (US)	South (S)	Vertical (V)	Four	3x3 / 1200




SEE ONLINE →

DESCRIPTION

- Universal mounting system built with adjustable and densely perforated beams, allowing for the use of structures for modules of different power and size.
- A four-support system in the shape of the letter V.
- A multipart construction made of Magnelis™ steel, designed for various types of car ramps and parking lots - with the need for additional ballasting.
- The applied screw system for mounting beams, latches, and posts does not require servicing, provided that the installation is carried out in accordance with the instructions.
- Excellent for building small home installations up to 10 kW.
- In the case of multi-space carports, a modular system has been applied, allowing for the assembly and connection of an unlimited number of segments.
- The system is designed for installations where the primary criterion for choosing the structure is the inability to place it on the roof of a building or industrial facility, or to build photovoltaic shelters serving as car charging stations.
- The possibility of using a hybrid system in which there is an option to attach the post/posts to prefabricated ballast blocks placed directly on the ground in areas where it is not possible to anchor the blocks in the ground to a specified depth.

© Upon the customer's request, every structure intended for production can be analyzed by our Technical Department regarding its installation in a specified wind and snow zone, as well as based on previously examined geotechnical conditions.

© The structure is designed for wind and snow zones specified as W1S2. To initiate production, a prepayment is required, the amount of which is specified in the offer.



- 1. Leg/support 1
- 2. Leg/support 2
- 3. Base of the construction
- 4. Leg/support 3
- 5. Latch
- 6. Purlin
- 7. Leg/support 4

CHARACTERISTICS

CP1-US-S/V/4/3x3/MAX-WIDTH1200

Type of substrate	Ground
Type of construction and installation method	Carport (CP), mounted to a prefabricated foundation using chemical anchors
Type of construction	Universal (US)
Module orientation	South (S)
Module layout	Vertical (V)
Number of PV modules:	3x3
Type of modules	Standard/Bifacial
Shape of the column	V-shaped
Does the construction require additional ballast?	No
Is it possible to use a hybrid solution (piling + ballast)?	No
Minimum number of modules on the construction	9 in case the width of the modules does not exceed 1200 mm
Height of standard clamps (mm)	35
Thickness of standard clamps (mm)	5
Maximum length of the PV module (mm)	-
Standard inclination	15°
Distribution method	Individual order



LIST OF PARTS - BASE OF CONSTRUCTION



End clamp
35
Nature/Black
KLK50/35ALN
KLK50/35ALCZ



Middle clamp
50 universal
Nature/Black
KLSR50ALN
KLSR50ALCZ



Flange nut
serrated
M8 DIN6923 A2
NKM8A2



Hexagonal nut
M12 IE
NM12Z



Hexagonal nut
M16 IE
NM16Z



Washer M12 300HV
ISO7093-1 IE
PSZM12Z



Washer M16 300HV
ISO7093-1 IE
PSZM16Z



Allen screw
M8X100 DIN912 A2
SIM8X100A2



Hexagonal screw
M12X30 IE
SM12X30Z



Hexagonal screw
M16X30 IE
SM16X30Z



Support frame



Purlin

LIST OF PARTS - OTHER INSTALLATION ELEMENTS



Foundation footing



02 Double space carport

CP2-US-S/V/4/3x6

TYPE	MODULE DIRECTION	MODULE LAYOUT	SUPPORTS NO.	NO. / WIDTH (MAX) OF PV MODULES
Universal (US)	South (S)	Vertical (V)	Four	3x6 / 1200




SEE ONLINE →

DESCRIPTION

- Universal mounting system built with adjustable and densely perforated beams, allowing for the use of structures for modules of different power and size.
- A four-support system in the shape of the letter V.
- A multipart construction made of Magnelis™ steel, designed for various types of car ramps and parking lots - with the need for additional ballasting.
- The applied screw system for mounting beams, latches, and posts does not require servicing, provided that the installation is carried out in accordance with the instructions.
- Excellent for building small home installations up to 10 kW.
- In the case of multi-space carports, a modular system has been applied, allowing for the assembly and connection of an unlimited number of segments.
- The system is designed for installations where the primary criterion for choosing the structure is the inability to place it on the roof of a building or industrial facility, or to build photovoltaic shelters serving as car charging stations.
- The possibility of using a hybrid system in which there is an option to attach the post/posts to prefabricated ballast blocks placed directly on the ground in areas where it is not possible to anchor the blocks in the ground to a specified depth.

© Upon the customer's request, every structure intended for production can be analyzed by our Technical Department regarding its installation in a specified wind and snow zone, as well as based on previously examined geotechnical conditions.

© The structure is designed for wind and snow zones specified as W1S2. To initiate production, a prepayment is required, the amount of which is specified in the offer.



CHARACTERISTICS

CP2-US-S/V/4/3x6

Type of substrate	Ground
Type of construction and installation method	Carport (CP), mounted to a prefabricated foundation using chemical anchors
Type of construction	Universal (US)
Module orientation	South (S)
Module layout	Vertical (V)
Number of PV modules:	3x6
Type of modules	Standard/Bifacial
Shape of the column	V-shaped
Does the construction require additional ballast?	No
Is it possible to use a hybrid solution (piling + ballast)?	No
Minimum number of modules on the construction	18 in case the width of the modules does not exceed 1200 mm
Height of standard clamps (mm)	35
Thickness of standard clamps (mm)	5
Maximum length of the PV module (mm)	-
Standard inclination	15°
Distribution method	Individual order



LIST OF PARTS - BASE OF CONSTRUCTION



End clamp
35
Nature/Black
KLK50/35ALN
KLK50/35ALCZ



Middle clamp
50 universal
Nature/Black
KLSR50ALN
KLSR50ALCZ



Flange nut
serrated
M8 DIN6923 A2
NKM8A2



Hexagonal nut
M12 IE
NM12Z



Hexagonal nut
M16 IE
NM16Z



Washer M12 300HV
ISO7093-1 IE
PSZM12Z



Washer M16 300HV
ISO7093-1 IE
PSZM16Z



Allen screw
M8x100 DIN912 A2
SIM8x100A2



Hexagonal screw
M12x30 IE
SM12x30Z



Hexagonal screw
M16x30 IE
SM16x30Z



Support frame



Purlin

LIST OF PARTS - OTHER INSTALLATION ELEMENTS



Foundation footing



03

Single space multimodule carport

CP1-I-S/V/4/MULTI

TYPE	MODULE DIRECTION	MODULE LAYOUT	SUPPORTS NO.	NO. / WIDTH (MAX) OF PV MODULES
Individual (I)	South (S)	Vertical (V)	Four	Customized




SEE ONLINE →

DESCRIPTION

- Universal mounting system built with adjustable and densely perforated beams, allowing for the use of structures for modules of different power and size.
- A four-support system in the shape of the letter V.
- A multipart construction made of Magnelis™ steel, designed for various types of car ramps and parking lots - with the need for additional ballasting.
- The applied screw system for mounting beams, latches, and posts does not require servicing, provided that the installation is carried out in accordance with the instructions.
- Excellent for building small home installations up to 10 kW.
- In the case of multi-space carports, a modular system has been applied, allowing for the assembly and connection of an unlimited number of segments.
- The system is designed for installations where the primary criterion for choosing the structure is the inability to place it on the roof of a building or industrial facility, or to build photovoltaic shelters serving as car charging stations.
- The possibility of using a hybrid system in which there is an option to attach the post/posts to prefabricated ballast blocks placed directly on the ground in areas where it is not possible to anchor the blocks in the ground to a specified depth.

© Upon the customer's request, every structure intended for production can be analyzed by our Technical Department regarding its installation in a specified wind and snow zone, as well as based on previously examined geotechnical conditions.

© The structure is designed for wind and snow zones specified as W1S2. To initiate production, a prepayment is required, the amount of which is specified in the offer.



- 1. Leg/support 1
- 2. Leg/support 2
- 3. Base of the construction
- 4. Leg/support 3
- 5. Latch
- 6. Purlin
- 7. Leg/support 4

CHARACTERISTICS

CP1-I-S/V/4/MULTI

Type of substrate	Ground
Type of construction and installation method	Carport (CP), mounted to a prefabricated foundation using chemical anchors
Type of construction	Individual (I)
Module orientation	South (S)
Module layout	Vertical (V)
Number of PV modules:	Customized
Type of modules	Standard/Bifacial
Shape of the column	V-shaped
Does the construction require additional ballast?	No
Is it possible to use a hybrid solution (piling + ballast)?	No
Minimum number of modules on the construction	Customized
Height of standard clamps (mm)	35
Thickness of standard clamps (mm)	5
Maximum length of the PV module (mm)	-
Standard inclination	15°
Distribution method	Individual order



LIST OF PARTS - BASE OF CONSTRUCTION



End clamp
35
Nature/Black
KLK50/35ALN
KLK50/35ALCZ



Middle clamp
50 universal
Nature/Black
KLSR50ALN
KLSR50ALCZ



Flange nut
serrated
M8 DIN6923 A2
NKM8A2



Hexagonal nut
M12 IE
NM12Z



Hexagonal nut
M16 IE
NM16Z



Washer M12 300HV
ISO7093-1 IE
PSZM12Z



Washer M16 300HV
ISO7093-1 IE
PSZM16Z



Allen screw
M8X100 DIN912 A2
SIM8X100A2



Hexagonal screw
M12X30 IE
SM12X30Z



Hexagonal screw
M16X30 IE
SM16X30Z



Support frame



Purlin

LIST OF PARTS - OTHER INSTALLATION ELEMENTS



Foundation footing



04

Double space multimodule carport

CP2-I-S/V/4/MULTI

TYPE	MODULE DIRECTION	MODULE LAYOUT	SUPPORTS NO.	NO. / WIDTH (MAX) OF PV MODULES
Individual (I)	South (S)	Vertical (V)	Four	Customized




SEE ONLINE →

DESCRIPTION

- Universal mounting system built with adjustable and densely perforated beams, allowing for the use of structures for modules of different power and size.
- A four-support system in the shape of the letter V.
- A multipart construction made of Magnelis™ steel, designed for various types of car ramps and parking lots - with the need for additional ballasting.
- The applied screw system for mounting beams, latches, and posts does not require servicing, provided that the installation is carried out in accordance with the instructions.
- Excellent for building small home installations up to 10 kW.
- In the case of multi-space carports, a modular system has been applied, allowing for the assembly and connection of an unlimited number of segments.
- The system is designed for installations where the primary criterion for choosing the structure is the inability to place it on the roof of a building or industrial facility, or to build photovoltaic shelters serving as car charging stations.
- The possibility of using a hybrid system in which there is an option to attach the post/posts to prefabricated ballast blocks placed directly on the ground in areas where it is not possible to anchor the blocks in the ground to a specified depth.

© Upon the customer's request, every structure intended for production can be analyzed by our Technical Department regarding its installation in a specified wind and snow zone, as well as based on previously examined geotechnical conditions.

© The structure is designed for wind and snow zones specified as W1S2. To initiate production, a prepayment is required, the amount of which is specified in the offer.



- 1. Leg/support 1
- 2. Leg/support 2
- 3. Base of the construction
- 4. Leg/support 3
- 5. Latch
- 6. Purlin
- 7. Leg/support 4

CHARACTERISTICS

CP2-I-S/V/4/MULTI

Type of substrate	Ground
Type of construction and installation method	Carport (CP), mounted to a prefabricated foundation using chemical anchors
Type of construction	Individual (I)
Module orientation	South (S)
Module layout	Vertical (V)
Number of PV modules:	Customized
Type of modules	Standard/Bifacial
Shape of the column	V-shaped
Does the construction require additional ballast?	No
Is it possible to use a hybrid solution (piling + ballast)?	No
Minimum number of modules on the construction	Customized
Height of standard clamps (mm)	35
Thickness of standard clamps (mm)	5
Maximum length of the PV module (mm)	-
Standard inclination	15°
Distribution method	Individual order



LIST OF PARTS - BASE OF CONSTRUCTION



End clamp
35
Nature/Black
KLK50/35ALN
KLK50/35ALCZ



Middle clamp
50 universal
Nature/Black
KLSR50ALN
KLSR50ALCZ



Flange nut
serrated
M8 DIN6923 A2
NKM8A2



Hexagonal nut
M12 IE
NM12Z



Hexagonal nut
M16 IE
NM16Z



Washer M12 300HV
ISO7093-1 IE
PSZM12Z



Washer M16 300HV
ISO7093-1 IE
PSZM16Z



Allen screw
M8X100 DIN912 A2
SIM8X100A2



Hexagonal screw
M12X30 IE
SM12X30Z



Hexagonal screw
M16X30 IE
SM16X30Z



Support frame



Purlin

LIST OF PARTS - OTHER INSTALLATION ELEMENTS



Foundation footing

Our representatives



REGION ↘

CONTACT ↘

Zachodniopomorskie, Pomorskie,
Kujawsko-Pomorskie, Lubuskie
Wielkopolskie

Sebastian Jędraszek
+48 724 651 405
sebastian.jedraszek@rbtsolar.com

Podlaskie, Warmińsko-Mazurskie,
Mazowieckie, Łódzkie

Adrian Ochenkowski
+48 724 270 337
adrian.ochenkowski@rbtsolar.com

Dolnośląskie, Śląskie,
Opolskie, Czechy

Tomasz Juszczyk
+48 724 270 305
tomasz.juszczyk@rbtsolar.com

Małopolskie, Podkarpackie,
Lubelskie, Świętokrzyskie

Radosław Mazurek
+48 885 582 057
radoslaw.mazurek@rbtsolar.com

Lithuania, Latvia, Estonia

Andrejus Krutko
+370 684 19934
andrejus.krutko@rbtsolar.com

Other countries

Dana Kushel
+48 724 652 204
dana.kushel@rbtsolar.com

rbt[®]solar

WE ARE PART OF GRUPA/rexbud

CONTACT

+48 724 625 200
biuro@rbtsolar.com
rbtsolar.com

PRODUCTION FACILITY

ul. A. Struga 14
95-100 Zgierz
Poland
NIP 732 221 39 23



The information contained in this document is of an illustrative nature, primarily specifying the technical possibilities according to the presented assumptions, and does not constitute a commercial offer within the meaning of Article 66 para. 1 of the Polish Civil Code. We reserve the right to make technical changes related to product development, as well as changes in product prices and their availability. Please check the rbtnsolar.com website, in the Sales Department, or with the Sales Representatives of RBT Solar Sp. z o.o. to verify whether the product parameters remain current at the time of placing an order. Detailed information about the technical parameters of individual products can be found in separate product sheets and on the rbtnsolar.com website.

[Back to catalog ←](#)